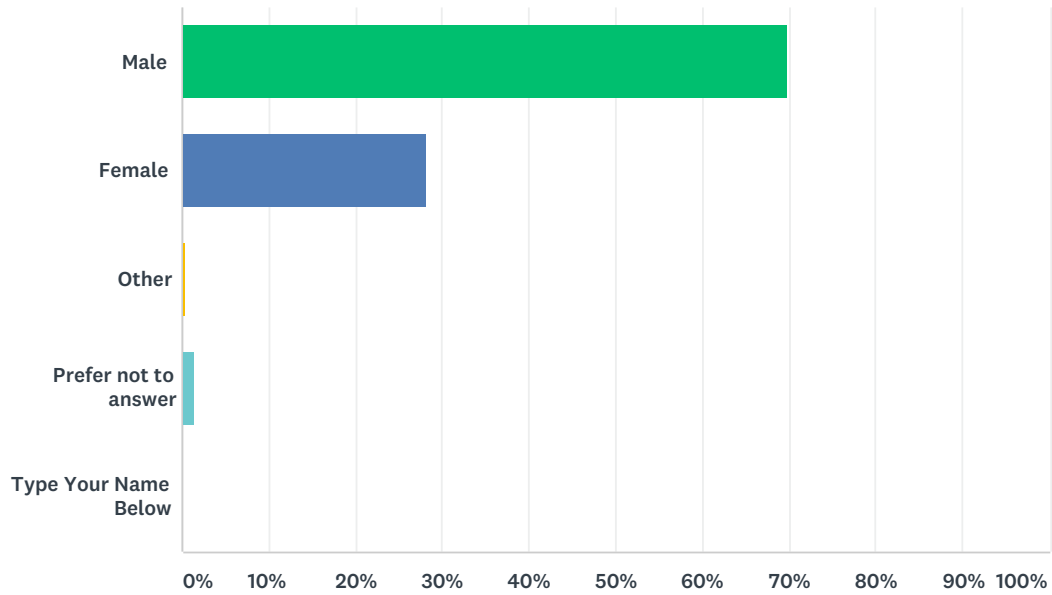


## Q1 What is your gender?

Answered: 293 Skipped: 2



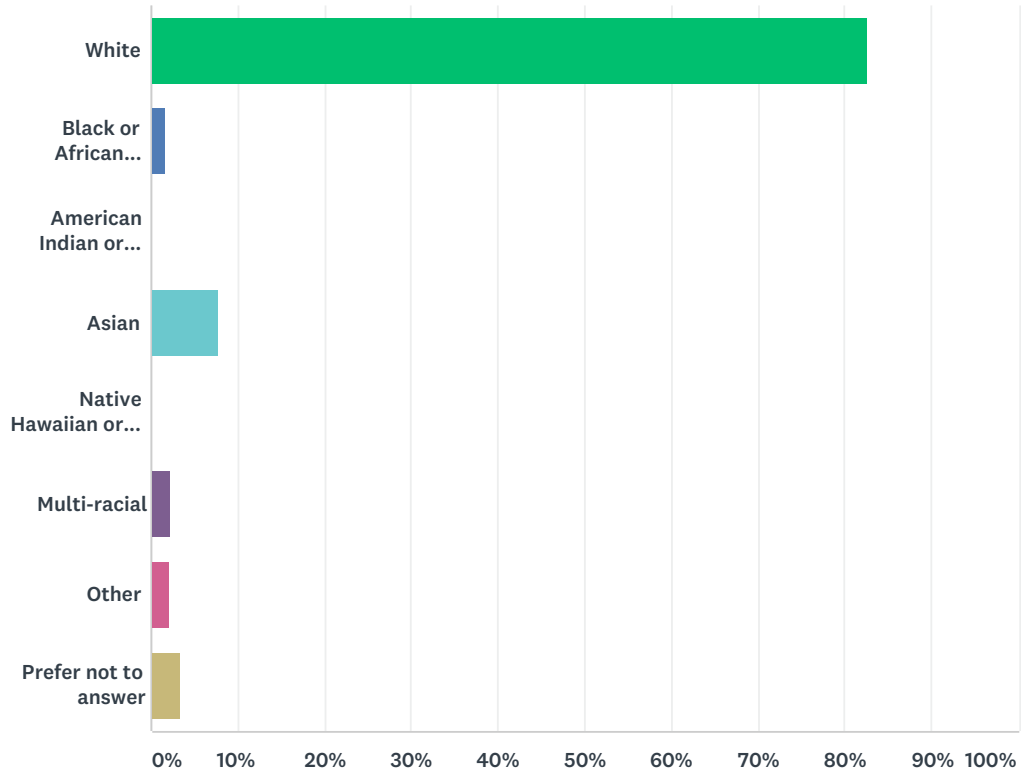
ANSWER CHOICES	RESPONSES	
Male	69.97%	205
Female	28.33%	83
Other	0.34%	1
Prefer not to answer	1.37%	4
Type Your Name Below	0.00%	0
<b>TOTAL</b>		<b>293</b>

## Q2 What is your age?

Answered: 289 Skipped: 6

### Q3 Please specify your race:

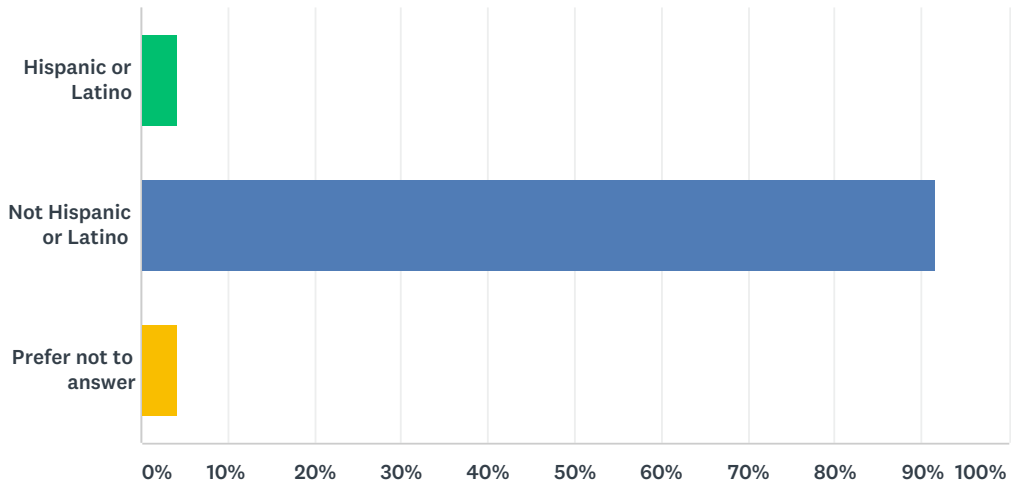
Answered: 295 Skipped: 0



ANSWER CHOICES	RESPONSES	
White	82.71%	244
Black or African American	1.69%	5
American Indian or Alaskan Native	0.00%	0
Asian	7.80%	23
Native Hawaiian or Pacific Islander	0.00%	0
Multi-racial	2.37%	7
Other	2.03%	6
Prefer not to answer	3.39%	10
<b>TOTAL</b>		<b>295</b>

### Q4 Please specify your ethnicity:

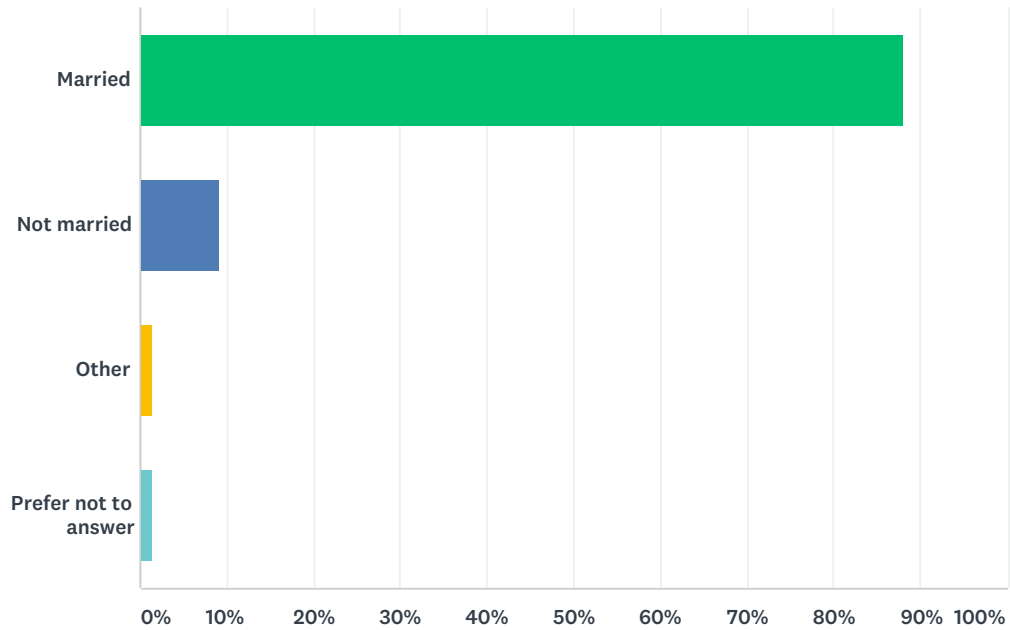
Answered: 288 Skipped: 7



ANSWER CHOICES	RESPONSES	
Hispanic or Latino	4.17%	12
Not Hispanic or Latino	91.67%	264
Prefer not to answer	4.17%	12
<b>TOTAL</b>		<b>288</b>

## Q5 What is your marital status?

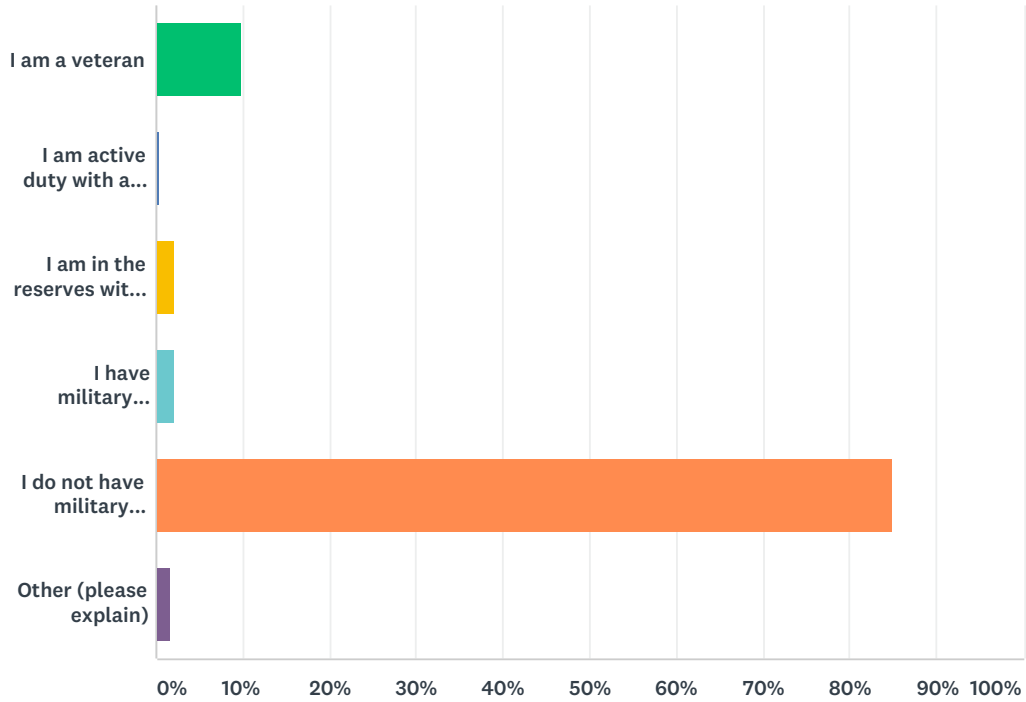
Answered: 294 Skipped: 1



ANSWER CHOICES	RESPONSES
Married	88.10% 259
Not married	9.18% 27
Other	1.36% 4
Prefer not to answer	1.36% 4
TOTAL	294

### Q6 Please choose the response that best describes you:

Answered: 293 Skipped: 2



ANSWER CHOICES	RESPONSES	
I am a veteran	9.90%	29
I am active duty with a branch of the military	0.34%	1
I am in the reserves with a branch of the military	2.05%	6
I have military experience but none of the above descriptions accurately describe me	2.05%	6
I do not have military experience	84.98%	249
Other (please explain)	1.71%	5
Total Respondents: 293		

## Q7 Please specify the number of adults (including yourself) and children who reside in your home:

Answered: 294 Skipped: 1

ANSWER CHOICES	RESPONSES	
Number of children or step-children	95.92%	282
Number of adults (including yourself) who are not your children or step-children	95.92%	282

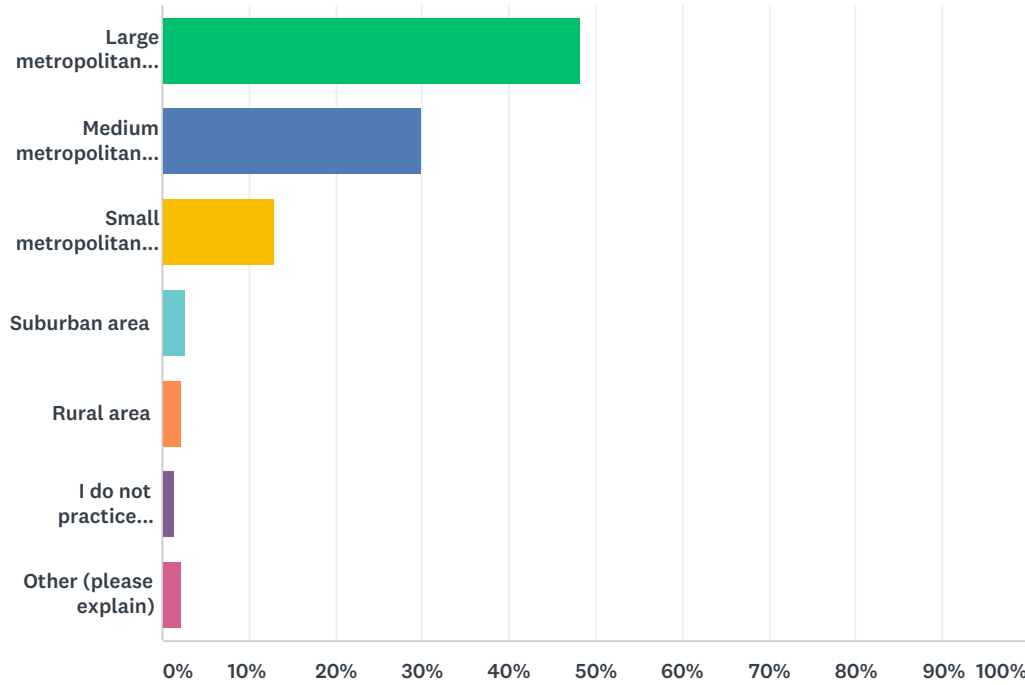
**Q8 In what country do you practice? If in the United States, please note the state in which you hold your primary practice.**

Answered: 294 Skipped: 1



### Q9 Which of the following best describes your practice location?

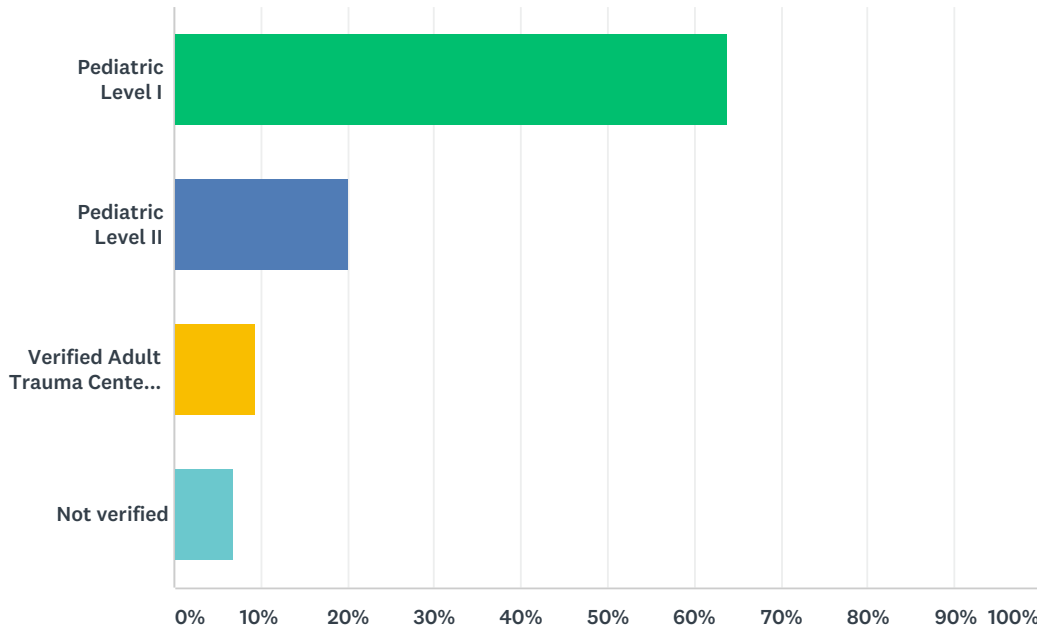
Answered: 294 Skipped: 1



ANSWER CHOICES	RESPONSES	
Large metropolitan area of 1 million population or greater	48.30%	142
Medium metropolitan area of 250,000 to 999,999 population	29.93%	88
Small metropolitan area of less than 250,000 population	12.93%	38
Suburban area	2.72%	8
Rural area	2.38%	7
I do not practice medicine	1.36%	4
Other (please explain)	2.38%	7
<b>TOTAL</b>		<b>294</b>

### Q10 Which best describes the trauma center verification status of the hospital where you practice?

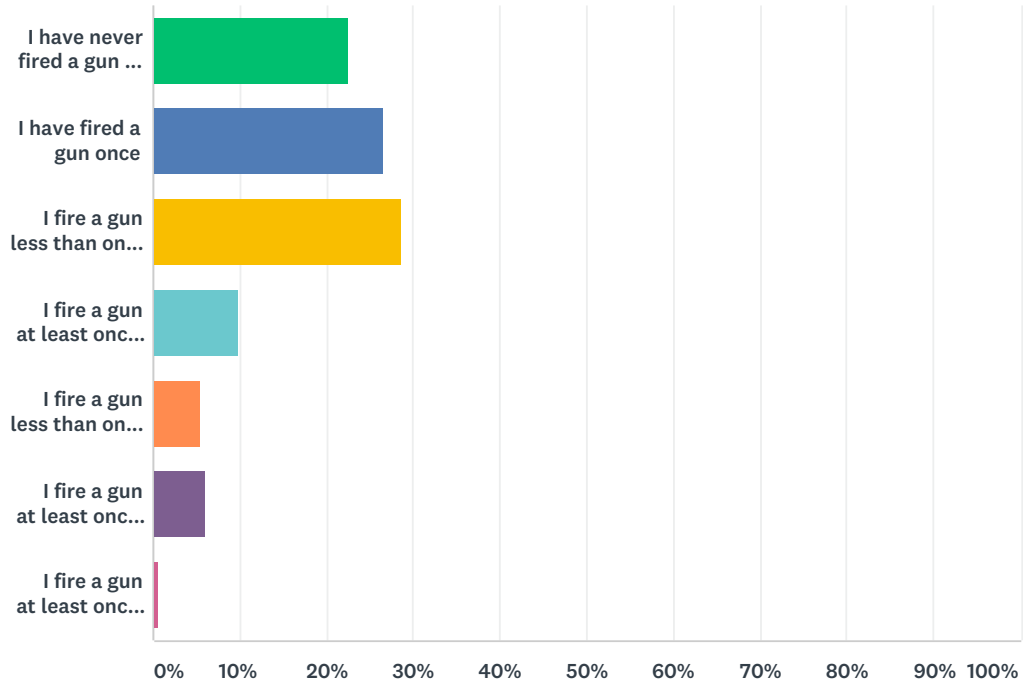
Answered: 290 Skipped: 5



ANSWER CHOICES	RESPONSES	
Pediatric Level I	63.79%	185
Pediatric Level II	20.00%	58
Verified Adult Trauma Center without pediatric verification	9.31%	27
Not verified	6.90%	20
<b>TOTAL</b>		<b>290</b>

## Q11 Which of the following best describes your use of firearms?

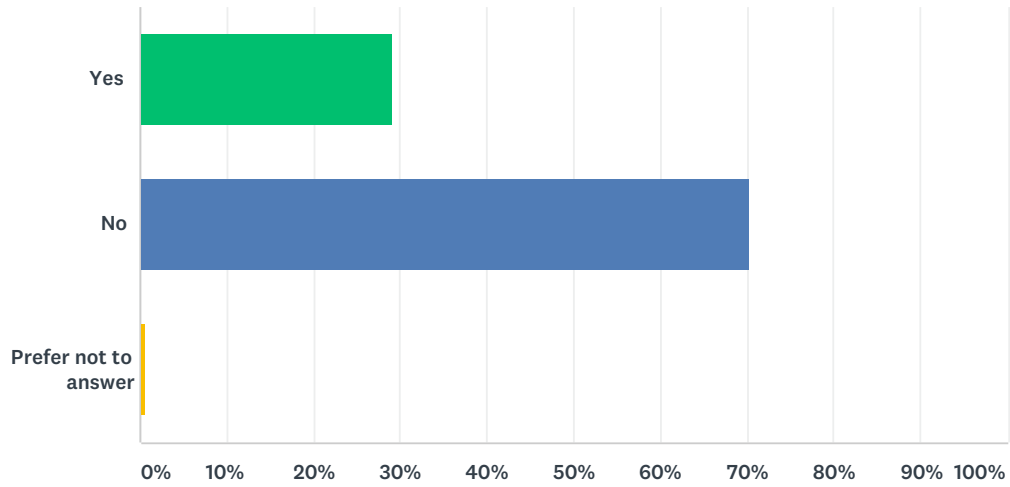
Answered: 293 Skipped: 2



ANSWER CHOICES	RESPONSES	
I have never fired a gun of any type	22.53%	66
I have fired a gun once	26.62%	78
I fire a gun less than once a year	28.67%	84
I fire a gun at least once a year	9.90%	29
I fire a gun less than once a month	5.46%	16
I fire a gun at least once a month	6.14%	18
I fire a gun at least once a week	0.68%	2
<b>TOTAL</b>		<b>293</b>

## Q12 Do you or does any individual currently living in your home own a firearm?

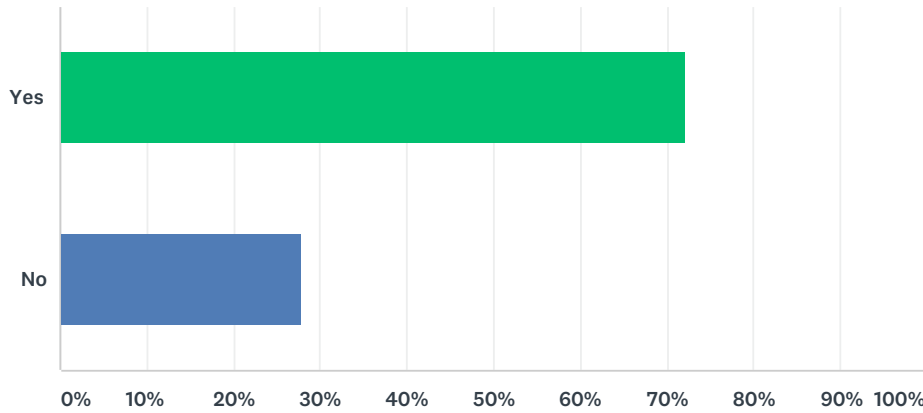
Answered: 293 Skipped: 2



ANSWER CHOICES	RESPONSES	
Yes	29.01%	85
No	70.31%	206
Prefer not to answer	0.68%	2
<b>TOTAL</b>		<b>293</b>

### Q13 If you answered "yes" on question 12, is the gun stored in a locked box or cabinet or gun safe?

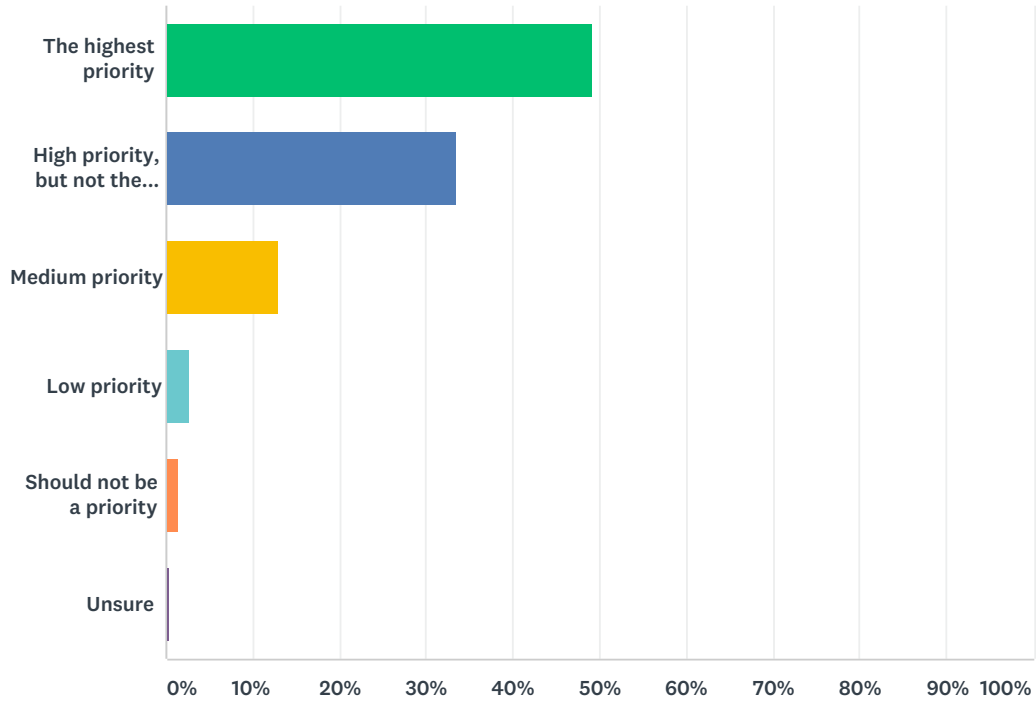
Answered: 86 Skipped: 209



ANSWER CHOICES	RESPONSES	
Yes	72.09%	62
No	27.91%	24
TOTAL		86

### Q14 What level of priority, if any, should APSA give to reducing gun-related injuries through non-advocacy related methods, such as research, education, community outreach, injury prevention?

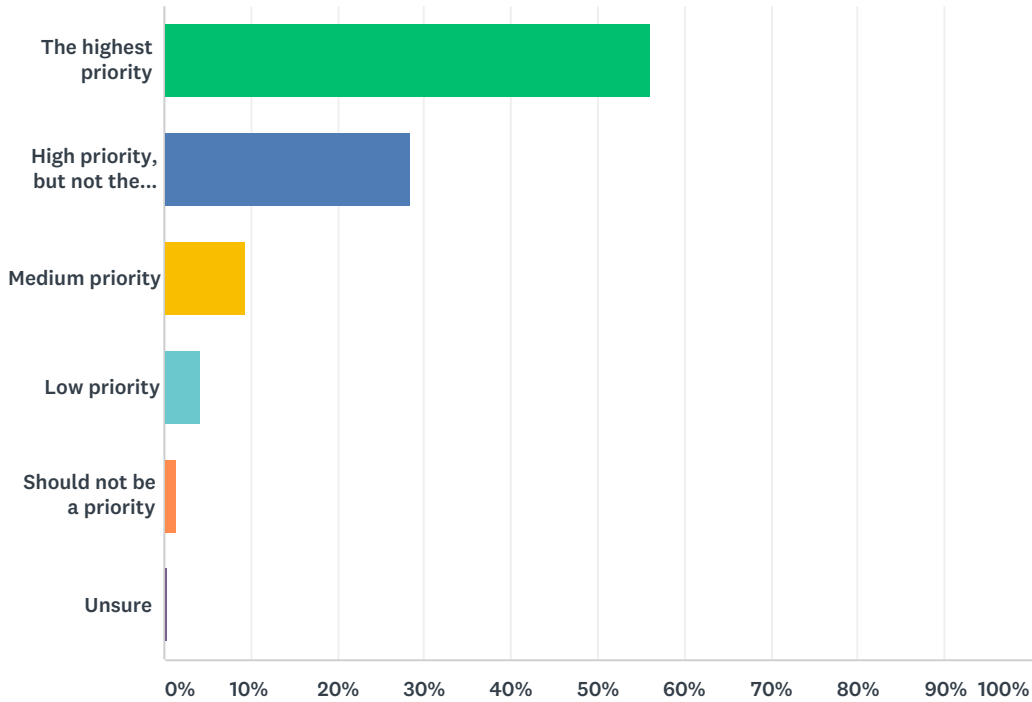
Answered: 293 Skipped: 2



ANSWER CHOICES	RESPONSES	
The highest priority	49.15%	144
High priority, but not the highest	33.45%	98
Medium priority	12.97%	38
Low priority	2.73%	8
Should not be a priority	1.37%	4
Unsure	0.34%	1
<b>TOTAL</b>		<b>293</b>

**Q15 What level of priority should the American Pediatric Surgical Association give as an organization to advocate for health policy changes in the US, designed to reduce the loss of life caused by firearms, with a specific focus on insuring the safety of children?**

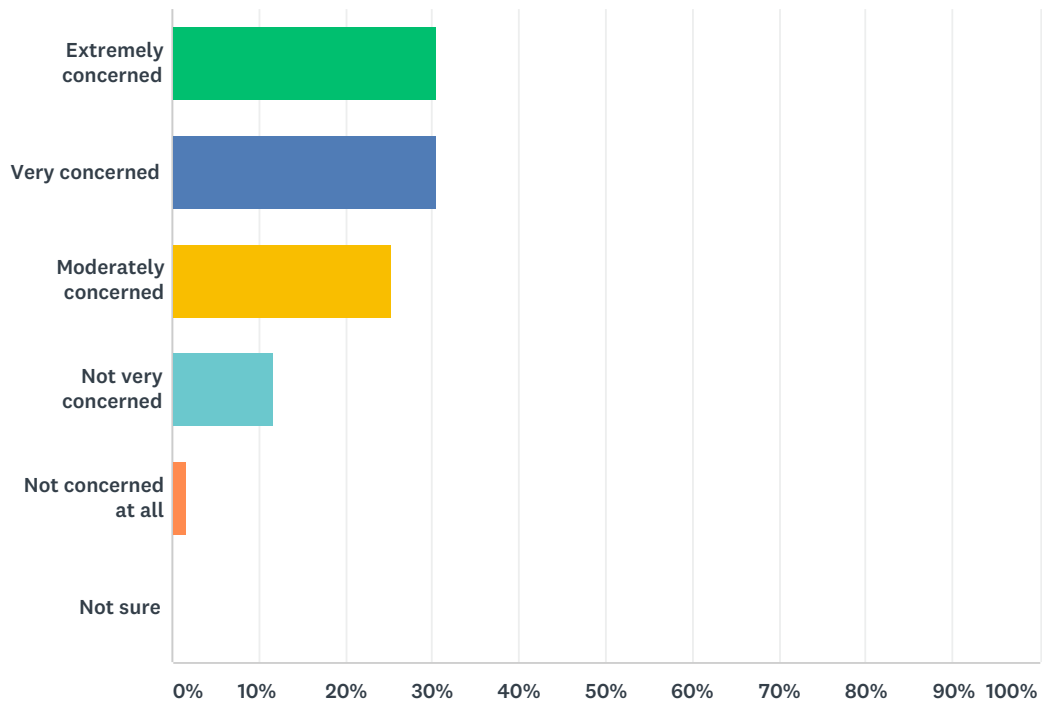
Answered: 284 Skipped: 11



ANSWER CHOICES	RESPONSES	
The highest priority	55.99%	159
High priority, but not the highest	28.52%	81
Medium priority	9.51%	27
Low priority	4.23%	12
Should not be a priority	1.41%	4
Unsure	0.35%	1
<b>TOTAL</b>		<b>284</b>

## Q16 How concerned are you, if at all, that a mass-shooting could happen in your community?

Answered: 284 Skipped: 11

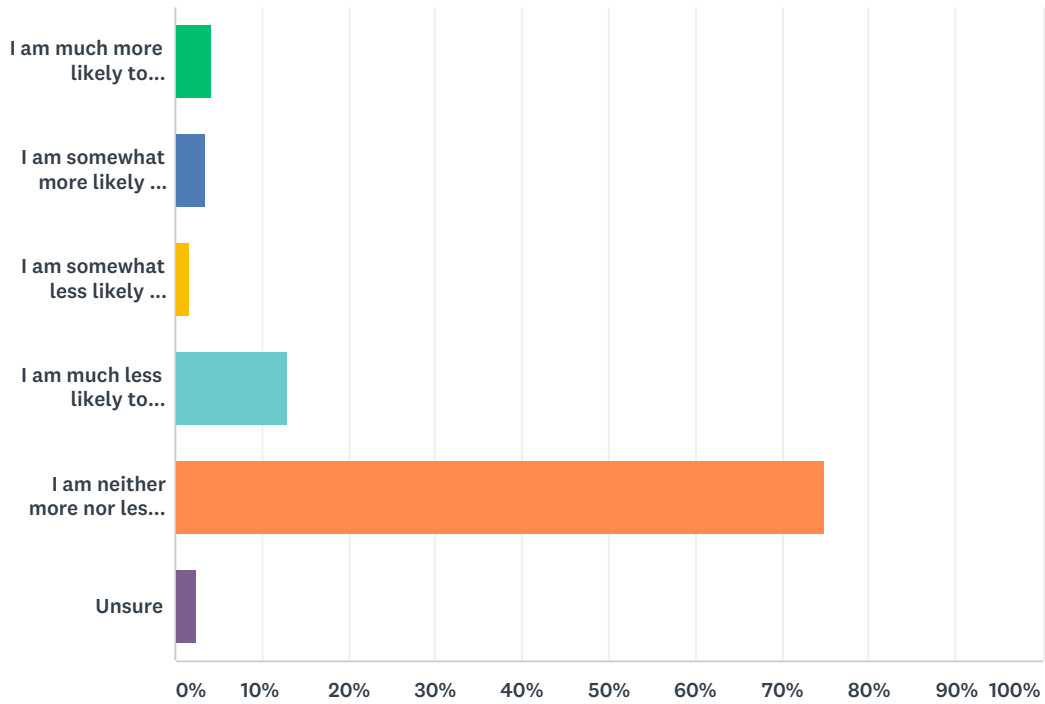


ANSWER CHOICES	RESPONSES	
Extremely concerned	30.63%	87
Very concerned	30.63%	87
Moderately concerned	25.35%	72
Not very concerned	11.62%	33
Not concerned at all	1.76%	5
Not sure	0.00%	0
<b>TOTAL</b>		<b>284</b>



## Q17 Related to the recent mass shootings:

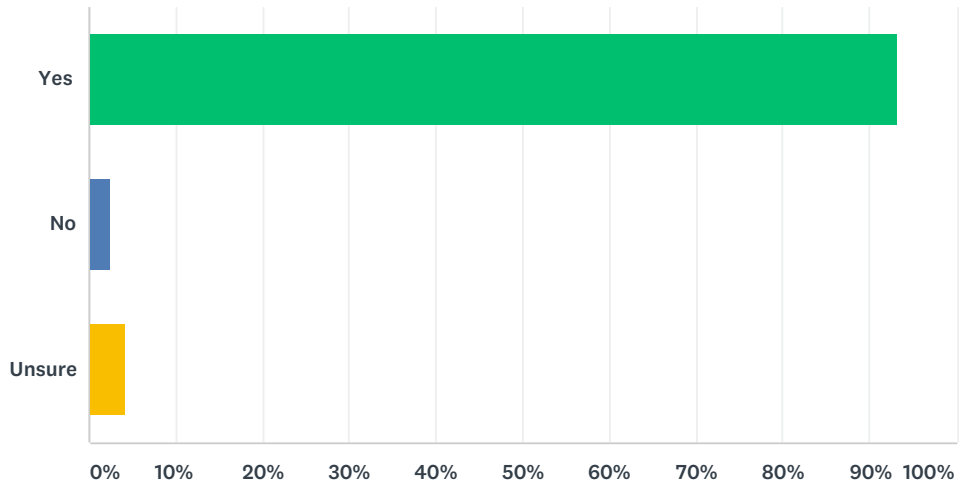
Answered: 284 Skipped: 11



ANSWER CHOICES	RESPONSES	
I am much more likely to purchase a firearm	4.23%	12
I am somewhat more likely to purchase a firearm	3.52%	10
I am somewhat less likely to purchase a firearm	1.76%	5
I am much less likely to purchase a firearm	13.03%	37
I am neither more nor less likely to purchase a firearm (doesn't change my behavior)	75.00%	213
Unsure	2.46%	7
<b>TOTAL</b>		<b>284</b>

### Q18 Should health care professionals be allowed to counsel patients (or parents of their patients) about how to prevent gun-related injuries?

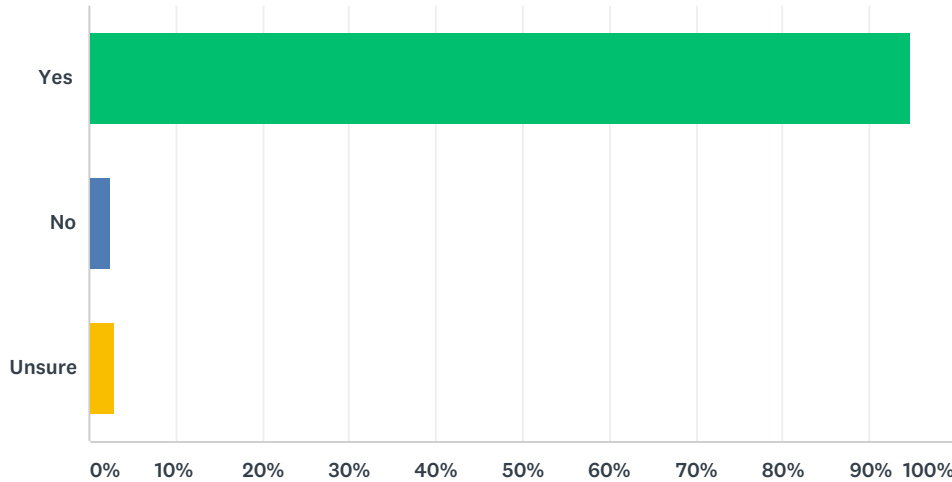
Answered: 282 Skipped: 13



ANSWER CHOICES	RESPONSES	
Yes	93.26%	263
No	2.48%	7
Unsure	4.26%	12
TOTAL		282

# Q19 Should the NIH, CDC and other sources of research funding be allowed to fund research on the epidemiology and prevention of gun-related injuries?

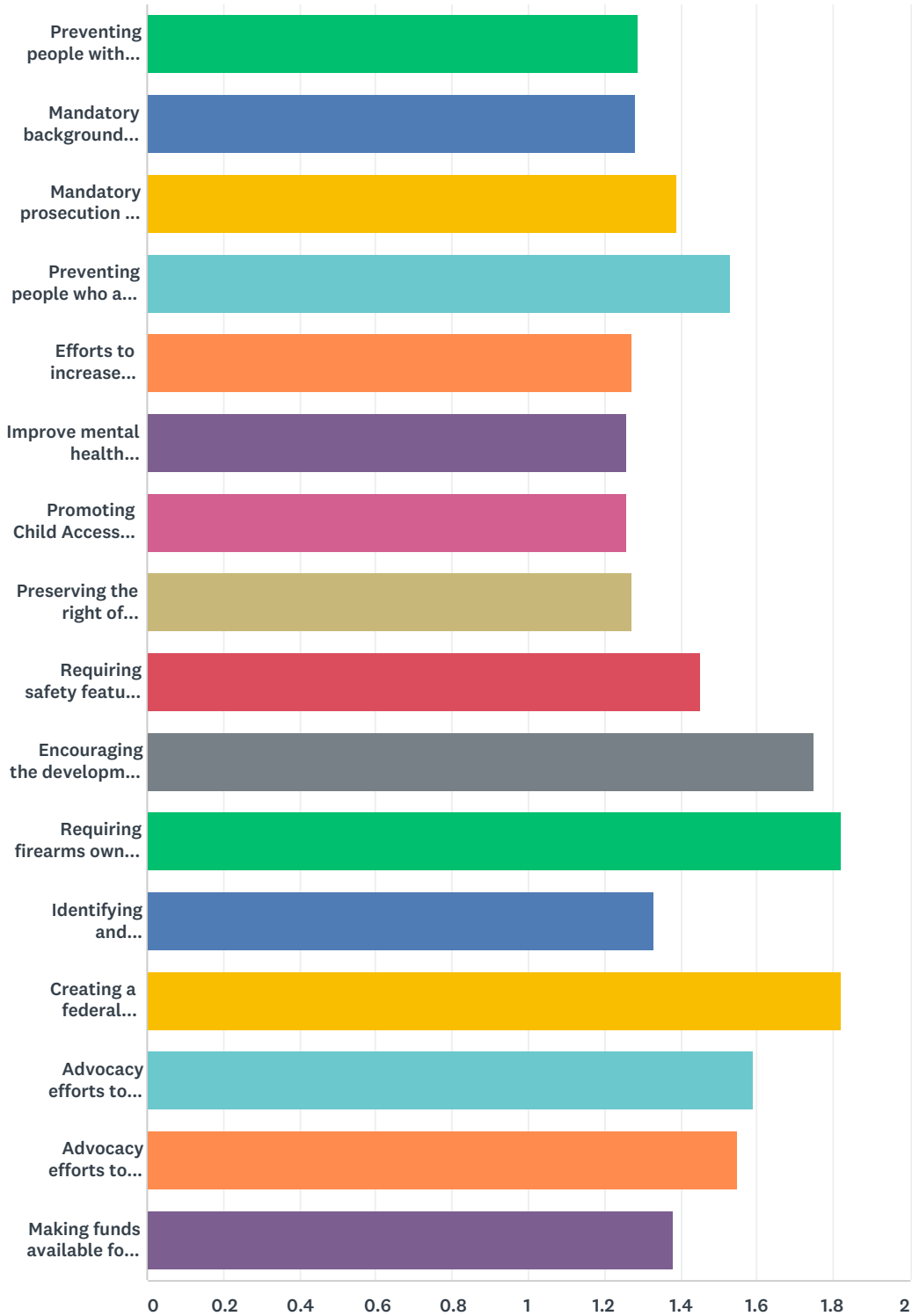
Answered: 283 Skipped: 12



ANSWER CHOICES	RESPONSES	
Yes	94.70%	268
No	2.47%	7
Unsure	2.83%	8
TOTAL		283

## Q20 What is your opinion about APSA advocating for the following health policy initiatives?

Answered: 284 Skipped: 11



	STRONGLY SUPPORT	SUPPORT	NEUTRAL	OPPOSE	STRONGLY OPPOSE	TOTAL	WEIGHTED AVERAGE
--	------------------	---------	---------	--------	-----------------	-------	------------------

## American Pediatric Surgical Association - Firearm Injury

Preventing people with mental health illness from purchasing firearms.	78.52% 223	16.55% 47	3.87% 11	0.00% 0	1.06% 3	284	1.29
Mandatory background checks and licenses/permits for all firearm purchases including those from authorized dealers, gun shows or private sales prior to purchase.	82.39% 234	11.27% 32	3.87% 11	0.70% 2	1.76% 5	284	1.28
Mandatory prosecution of convicted felons who are unlawfully attempting to purchase a firearm or body armor, but denied due to background check.	70.32% 199	22.61% 64	6.01% 17	0.35% 1	0.71% 2	283	1.39
Preventing people who are on the US No Fly list to purchase firearms.	65.02% 184	21.91% 62	10.25% 29	0.71% 2	2.12% 6	283	1.53
Efforts to increase penalties for purchasers that provide guns to individuals illegally (straw purchasers) and dealers that sell firearms through illegal means or bypassing background checks.	79.79% 225	15.25% 43	4.26% 12	0.00% 0	0.71% 2	282	1.27
Improve mental health screening and treatment for Americans to help reduce suicides and gun-related violence.	78.80% 223	18.02% 51	2.12% 6	0.35% 1	0.71% 2	283	1.26
Promoting Child Access Prevention (CAP) laws to prevent children from gaining access to loaded firearms.	81.27% 230	14.13% 40	3.18% 9	0.35% 1	1.06% 3	283	1.26
Preserving the right of physicians and health care providers to counsel their patients or the parents of their patients on safe firearm ownership.	82.33% 233	11.31% 32	4.95% 14	0.35% 1	1.06% 3	283	1.27
Requiring safety features to promote gun safety, including child-proof locks and "smart gun" technology.	72.08% 204	18.02% 51	5.65% 16	1.77% 5	2.47% 7	283	1.45
Encouraging the development and use of technology that identifies the purchaser of ammunition fired from a firearm.	59.22% 167	18.09% 51	14.89% 42	3.90% 11	3.90% 11	282	1.75
Requiring firearms owners to be 21 years of age or older.	60.56% 172	15.14% 43	11.97% 34	6.69% 19	5.63% 16	284	1.82
Identifying and implementing evidence-based injury prevention programs that decrease firearm injuries (either in partnership with or independently of other professional organizations).	74.65% 212	19.37% 55	4.93% 14	0.00% 0	1.06% 3	284	1.33
Creating a federal database to track firearm sales.	59.86% 170	16.55% 47	11.97% 34	5.28% 15	6.34% 18	284	1.82
Advocacy efforts to restrict civilian access to assault rifles (magazine-fed, semi-automatic, e.g., AR-15)	72.44% 205	11.31% 32	6.36% 18	4.24% 12	5.65% 16	283	1.59
Advocacy efforts to limit civilian access to types of ammunition designed for military or law enforcement use (e.g., armor piercing, large magazine capacity).	73.40% 207	10.99% 31	7.80% 22	2.84% 8	4.96% 14	282	1.55
Making funds available for research to better understand gun violence and how to prevent gun violence.	74.47% 210	17.38% 49	5.67% 16	0.71% 2	1.77% 5	282	1.38

**Q21 Please feel free to share other comments you feel are relevant.**

Answered: 54 Skipped: 241