



APSA International Relations Committee: International Surgical Work









1. Have you ever done international surgical volunteer work?			
		Response Percent	Response Count
Have never done international work		51.6%	162
Have done international work within the past 5 years		32.5%	102
Have done international work more than 5 years ago		15.9%	50
		answered question	314
		skipped question	2













2. At what level have you done international surgical work or medical volunteer work? (check all that apply)			
		Response Percent	Response Count
Have never done international work		45.4%	129
As a medical student		12.0%	34
As a resident		6.3%	18
As a fellow		5.6%	16
As an attending		48.9%	139
As a retired surgeon		3.2%	9
		answered question	284
		skipped question	32

3. Are you interested in doing international surgical work in the future?			
		Response Percent	Response Count
Yes		69.5%	216
No		5.5%	17
Perhaps		25.1%	78
		<i>answered question</i>	311
		<i>skipped question</i>	5




4. Whether or not you have done international surgical work, what do you consider the biggest personal obstacles to getting involved? (check all that apply)

		Response Percent	Response Count
Not interested		1.6%	5
Lack of information about volunteer opportunities		37.2%	115
Not enough vacation time to consider it		30.1%	93
Too busy		45.0%	139
Inconvenient timing of volunteer opportunities		10.0%	31
Family obligations		55.7%	172
Personal safety concerns		23.0%	71
Malpractice concerns		7.4%	23
Too much paperwork involved		2.9%	9
Would not benefit my career		1.3%	4
Partners or employer would not support it		13.3%	41
Too expensive		15.2%	47
Loss of income		11.3%	35
Comments		11.0%	34
		<i>answered question</i>	309
		<i>skipped question</i>	7

5. What are your motivations for being involved in international volunteerism? (check all that apply)			
		Response Percent	Response Count
Not involved in international volunteerism		18.1%	56
Altruism/service		75.1%	232
Opportunity for teaching		45.6%	141
Religious		12.9%	40
Travel experience		39.2%	121
Exposure to different cultures		58.3%	180
Exposure to diseases or operations not seen in my home country		21.4%	66
Comments:		4.2%	13
		<i>answered question</i>	309
		<i>skipped question</i>	7

6. Which of the following types of international volunteer service most interest you? (check all that apply)			
		Response Percent	Response Count
Not interested in international volunteer service		3.5%	11
Attending meetings and conferences with overseas colleagues		27.2%	85
Giving didactic lectures		37.5%	117
Teaching hands-on courses		41.3%	129
Assisting in relief efforts		37.5%	117
Operating alone or with a few colleagues under existing conditions where there is a lack of surgeons to meet the needs		56.1%	175
Operating with a visiting team of surgeons/anesthesiologists/nurses from my home country doing operations where there is a lack of surgeons to meet the needs		72.8%	227
Operating with local surgeons/trainees to teach them how to do operations they are interested in learning		80.4%	251
Operating alone to provide surgical demonstrations		10.3%	32
Operating with residents from my institution to give them exposure to diseases or operations they will not see in our home country		18.3%	57
Collaborating with colleagues at academic institutions in developing countries		56.1%	175
Comments:		2.6%	8
answered question			312
skipped question			4

7. If a website existed which listed all international surgical volunteer opportunities, as well as resources for the logistics of volunteering, would you use such a website?

		Response Percent	Response Count
Yes		67.1%	208
No		3.2%	10
Possibly		29.7%	92
		answered question	310
		skipped question	6

8. Does your institution currently have any established international collaborations in pediatric surgery or general surgery?









		Response Percent	Response Count
Yes		39.2%	121
No		48.2%	149
Do not know		12.6%	39
		answered question	309
		skipped question	7




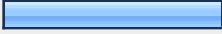




9. Have you ever taken surgical residents or fellows with you when you have done international volunteer work?			Response Percent	Response Count
Have not done international work			44.1%	135
Yes			13.4%	41
No			39.5%	121
Comments			2.9%	9
			answered question	306
			skipped question	10





10. Would your employer/group encourage doing international surgical work?			Response Percent	Response Count
Yes			46.4%	143
No			15.9%	49
Do not know			37.7%	116
			answered question	308
			skipped question	8




11. If you currently do international work, or would do such work in the future, would your employer/group consider it work-related time away, or vacation time?			Response Percent	Response Count
Work-related time away			17.6%	52
Vacation time			44.1%	130
Do not know			38.3%	113
			answered question	295
			skipped question	21







12. If your employer/group considered international work as work-related time away, how much time would you consider volunteering?




		Response Percent	Response Count
None		4.5%	13
One trip only		2.1%	6
Some work, every few years		15.4%	44
1 week/year		19.6%	56
2 weeks/year		29.4%	84
2-4 weeks/year		19.9%	57
1-3 months/year		6.3%	18
More than 3 months/year		2.8%	8
		<i>answered question</i>	286
		<i>skipped question</i>	30


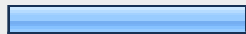

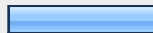
13. If your employer/group considered international work as vacation time, how much time would you consider volunteering?			
		Response Percent	Response Count
None		8.1%	24
One trip only		4.4%	13
Some work, every few years		23.5%	70
1 week/year		33.6%	100
2 weeks/year		19.5%	58
2-4 weeks/year		8.1%	24
1-3 months/year		2.0%	6
More than 3 months/year		1.0%	3
		<i>answered question</i>	298
		<i>skipped question</i>	18

14. How are members in your group recognized for international surgical volunteer work?			
		Response Percent	Response Count
Credit toward academic promotion		3.6%	11
RVU's		0.3%	1
No formal means of acknowledging volunteer work		65.7%	199
Do not know		30.4%	92
		Comments:	13
		<i>answered question</i>	303
		<i>skipped question</i>	13

15. If your academic institution considered international volunteer surgery as productive work that might lead to promotion in an academic career track, would you be more interested in doing such work?			
		Response Percent	Response Count
Yes		44.6%	132
No		30.1%	89
My institution already considers international volunteer surgery as an academic career track		6.4%	19
Do not work at an academic institution		18.9%	56
<i>answered question</i>			296
<i>skipped question</i>			20



16. Please describe your practice			
		Response Percent	Response Count
Private practice (solo)		4.2%	13
Private practice (group)		12.8%	40
Hospital employee		14.4%	45
Academic institution		61.5%	192
Military		1.3%	4
Other (please specify)		5.8%	18
<i>answered question</i>			312
<i>skipped question</i>			4




17. Please describe how much you work			
		Response Percent	Response Count
Full-time		85.4%	264
Part-time		5.8%	18
Retired		8.7%	27
		answered question	309
		skipped question	7

18. How many pediatric surgeons are in your group?			
		Response Percent	Response Count
1		9.6%	29
2-4		36.3%	110
5-7		32.0%	97
8 or more		22.1%	67
		answered question	303
		skipped question	13

19. How many weeks of vacation do you take each year?			
		Response Percent	Response Count
None		1.7%	5
1 week		1.3%	4
2 weeks		12.4%	37
3 weeks		25.8%	77
4 weeks		37.9%	113
5 weeks		4.0%	12
6 weeks		10.7%	32
More than 6 weeks		6.0%	18
		answered question	298
		skipped question	18



20. How many years have you been practicing pediatric surgery (following fellowship)?			
		Response Percent	Response Count
Currently a pediatric surgery fellow		0.3%	1
1-5 years		13.3%	41
5-10 years		14.9%	46
10-20 years		36.4%	112
More than 20 years		35.1%	108
		answered question	308
		skipped question	8

21. Please describe your marital status			
		Response Percent	Response Count
Single		7.5%	23
Married/Committed relationship		92.5%	285
		<i>answered question</i>	308
		<i>skipped question</i>	8

22. Do you have children?			
		Response Percent	Response Count
No		10.0%	31
Yes, under 18 years of age		56.0%	173
Yes, over 18 years of age		34.0%	105
		<i>answered question</i>	309
		<i>skipped question</i>	7

23. Comments:		
		Response Count
		42
		<i>answered question</i>
		42
		<i>skipped question</i>
		274

24. Optional information: Name, address, e-mail address		
		Response Count
		143
	<i>answered question</i>	143
	<i>skipped question</i>	173

25. Are you willing to be contacted regarding your responses to this survey?			
		Response Percent	Response Count
Yes		71.7%	215
No		28.3%	85
	<i>answered question</i>		300
	<i>skipped question</i>		16